

PS200-LMP

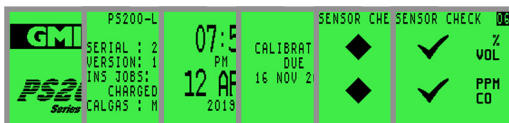
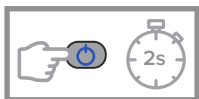
Quick Operation Guide



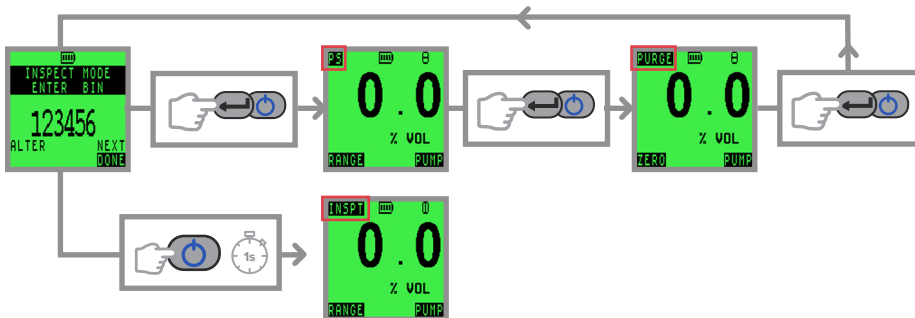
<https://teledyneGFD.com/en/ps200LMP>

This Quick Operation Guide is NOT a substitute for the Operations & Maintenance Manual which MUST be read and understood, prior to operating, by anyone using or servicing the monitor. Failure to do so may result in serious injury or death.

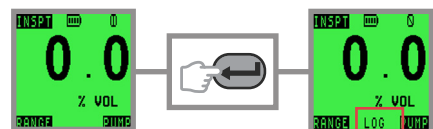
Switch On



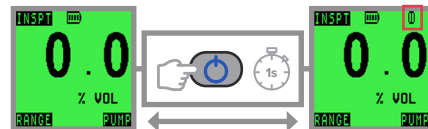
Mode Select



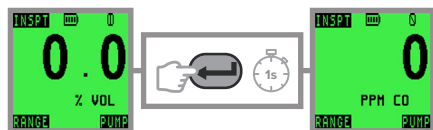
Manual Datalog All Modes



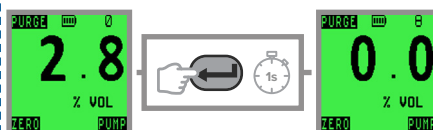
Pump All Modes



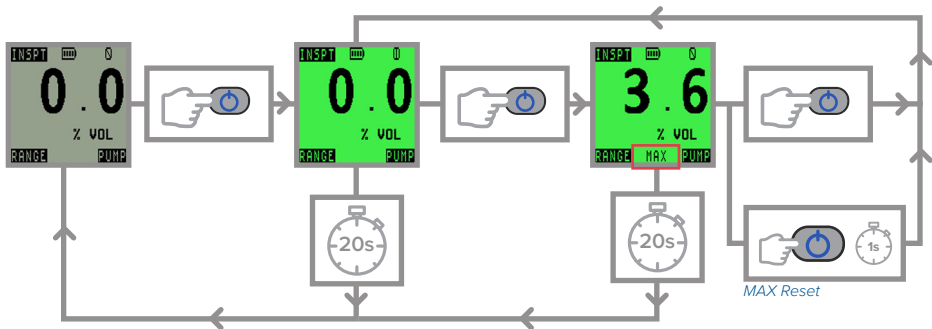
Range Inspect & PS Mode



Zero Purge Mode



Backlight / MAX All Modes



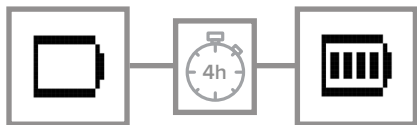
Alarms Inspect & PS Mode



Switch Off



Charging



Bluetooth Switch On Only

